



West Tennessee Woodturners Newsletter



July 2011

Volume 3 Issue 7

INSIDE THIS ISSUE:

June Demonstration	2
Jackson State Display	2
Kelly Memorial Fund	2
Bulletin Board	2
Instant Gallery & Challenge	3-5
Minutes	6
Upcoming Events	6

Officers and Board Members

President:	Bob Hobbs
Vice President:	Kirk Smith
Secretary:	Chuck Jones
Treasurer:	Bill Smith
Librarian:	Bill Wyche
Member:	Norm Fowler
Member:	Bill Kearns

Visit West Tennessee Woodturners
On Line at
www.wtnwoodturners.com

Jim Tusan – July Demonstrator

Our demonstrator at the July meeting will be Jim Tusan. Jim lives in Memphis and is a member of the Mid-South Woodturners Guild.

(The following is an excerpt from an article in MSWG *Turners Talk* by Joseph Voda, and reprinted here with his permission.)

Jim is retired from the Memphis Police Department, and now heads up the Memphis Police Foundation. He is passionate when he explains this second career, and likewise in speaking of what he expects from his woodturning avocation.

Jim's serious wood-working experience started 10 years ago with flatwork. He has been turning for about 7 years, now. His equipment list includes 8 One Way StrongHold chucks and 3 lathes - a Vicmark VL300, Jet 1442, and Steel City mini-lathe. When pressed for which is his favorite, he says he does about 90% of his turning on the Vicmark. Jim says he favors chucks over faceplates for his work. (There may be advantages which we will learn of in his demo.)

He launched into woodturning, when his wife asked him to make a drop-leaf table. The table re-

quired a single spindle support with three feet branching off it. The table was a success and his interest in woodworking broadened.



The turning began as it does with us all - spindle work, then progressed to bowls and hollow vessels. Jim's formal training has come from only two classes to date. The first came in March 2010 at the Marc Adams School with "Enhancing and Embellishing Hollowforms" by J. Paul Fennell. Then, this past March, he attended the hands-on with Jimmy Clewes at Choice Woods in Louisville. Listening to Jim, one hears that the quest for a merely polished surface, would not provide the unique aspect he desires for his work. So, he was intrigued by the techniques of embellishment.

Jim developed a cataloging system for his work, which

includes the date, year and the next counting number of total pieces, and to date, he has completed 70 pieces - not sold any and given away only six. He has participated in all of the Mid-South Perspectives so far, and intends to continue this streak. His reasons for holding so much of his work are, it gives him the ability to review his progress in technique and artistic development, then, decide on the next area of interest. As for wood of choice, Jim tends to favor maple and cherry for the body of a piece, using exotics only for adornments. Jim explained that his upcoming demonstration will be a bit different than our usual meetings. While he will show us some chucking and indexing procedures on the lathe, there will not be any actual turning. Rather, he will use four finished hollow vessels to explain pattern layouts, indexing, tools and their use. Many of us will probably be glued to the "basket weave" embellishment he recently displayed. Make plans to attend and bring copious quantities of paper for note-taking.

Nick Matos Demo – Finishing Part II



At the June meeting Nick Matos lead a discussion on techniques he uses to finish his turned items. The results of Nick's attention to finishing details is readily obvious in the outstanding work he has brought to the Instant Gallery since the very beginning of this club.

Nick re-emphasized his belief that proper surface preparation is the most important factor in achieving a good finish. He recommends using a good quality sandpaper, going through all the grits, and is adamant about disposing of worn sandpaper.

One of his favorite finishing products is wipe-on polyurethane. But he is quick to point out that he uses a wide variety of finishes and encourages everyone to experiment until they find what best suits their taste. Nick talked about the process he goes through to apply multiple coats of finish including the re-sanding and cleaning between coats.



Jackson State Community College Display

The deadline for submitting items for display at Jackson State Community College has been extended to our next meeting date (July 9, 2011). This is a bit of a learning process for the club and the college, so please be patient as the details are worked out. Here are the details as we know them at this time:

- Club members are encouraged to submit up to five items to be displayed. Make certain they are packaged sufficiently to avoid damage and include a label for each piece with your name, telephone number, and description of the item.
- The display will be in the lobby of the college library. The items will be displayed in enclosed cases. The shelves are only 10" deep, so items such as large bowls and platters must be displayed vertically on some type of stand.
- The dates for the display are August 27 through September 30. Club members will be present at the display all day September 6 and September 28.
- If you have questions contact a member of the panel: Dale Kee, Norm Fowler, or Bob Hobbs.

As has been stated earlier, every member should feel free to bring something for this display. None of us feel our work is perfect, and it probably isn't. Perfection is an illusive term in arts and crafts. The important thing is that we share what we do with the broader community and learn and have fun in the process. We will probably find that others enjoy seeing the work more than we thought.

Club Makes Donation to Joan Kelly Memorial Fund

Bob Hobbs presented a check for \$500 to the Mid-South Woodturners Guild at their meeting June 18. Most of this money came was raised at our special raffle at our June meeting. The memorial fund was established by the Woodturners America Web Forum (www.woodturnersamerica.com) and is being administered by MSWG. Details are still being worked out, but it is expected the money will be used through a grant process for the purchase of club safety equipment.

Bulletin Board

Lathe For Sale

Delta Mini Lathe. Limited use – practically new.
\$175
Contact:
Hershel Miller
901-872-3355
hershelmm@aol.com

Shaper For Sale




Delta Floor Model
2HP–2 Speed
1/4" and 1/2" Shafts
\$650
Contact: Bob Hobbs
731-431-0369
rjhobbs00@gmail.com

Handmade Tools




Nick Matos builds a variety of small handmade tools using O1 tool steel. They are priced at \$25-30 including a hardwood handle.

Contact Nick at 731-584-5970.

Members Instant Gallery



Members Instant Gallery



President's Challenge



Thanks to Jerry Dawson for the photography and labeling for the Instant Gallery, President's Challenge, and Demonstration.

Minutes from Meeting June 9, 2011

- Bob Hobbs called the meeting to order.
- There were twenty-two members and three guest present. Guest were, Sue Matos, Greg Phillips, and Don Jones.
- There was a general discussion about safety issues and practices.
- The deadline for submitting items for the Jackson State Community College display was extended to the next club meeting, July 9, 2011.

Please welcome our newest members:

- C. H. Smith from Pinson, TN
- Randy Pitts from Kenton, TN

Upcoming Events

- July 9—Regular Meeting—Jim Tusan Demo
- August 13—Regular Meeting—Joel Benson Demo
- September 10—Regular Meeting
- Sept. 16-18—Turning Southern Style XVII see www.gawoodturner.org
- November 4-6—NC Woodturning Symposium see www.northcarolinawoodturning.com

President's Challenge—Next Meeting

The next club meeting will be July 9 at the usual place, 2043 Hollywood Drive, Jackson. If you haven't already done so, please remember to bring your entries for the display at JSCC, as well as items for the Instant Gallery and Raffle. Also the President's Challenge for the month is a platter.

And finally,

Tennessee Lady

At the Shelby-Country-Republican-Women's meeting the topic was the Tennessee-conceal-carry law. One of the speakers related the following story:

On the way to the previous monthly meeting an elderly lady was stopped by a highway patrolman.

He asked for her drivers' license and insurance.

The lady took out the required information and handed it to the patrolman.

In with the cards he was surprised to see she had a conceal carry permit. He looked at her and asked if she had a weapon in her possession at this time. She responded she indeed had a .45- automatic in her glove box. Something about her body language or the way she said it made him want to ask if she had any other firearms. She did admit to also having a 9mm Glock in her center console. Now he had to ask one more time if that was all. She responded once again that she did have just one more, a .38 special in her purse. The officer then asked her what was she so afraid of?

She looked him right in the eye and said, "Not a damn thing!"